



# Songbook Organizer - User Manual

## Student Version

**Version:** 1.0

**Date:** June 2025

**Copyright:** © Detlev Alaze 2025 - Musikbegleiter.de

## Table of Contents

1.  [Program Info](#)
2.  [Quick Start](#)
3.  [Main Features](#)
4.  [Operation](#)
5.  [Export Functions](#)
6.  [FAQ](#)
7.  [Technical](#)

## Program Info

The **Songbook Organizer** is a web-based application for managing and displaying songs in ChordPro format. The Student Version offers all important functions for viewing, searching and exporting songs, without the risk of accidentally deleting or changing songs.

### What is ChordPro?

ChordPro is a simple text format for displaying song lyrics with chords. Chords are placed in square brackets [C] directly before the corresponding word.

#### Example:

[G]Amazing [C]grace how [D]sweet the [G]sound

That [G]saved a [D]wretch like [G]me




### Target Audience

- **Music Students** - Safe usage without deletion risk
- **Guitar/Ukulele Players** - Clear chord display
- **Choirs and Bands** - Shared song collection



## Quick Start

### Starting the Program







1. **Open HTML File** in a modern web browser (Chrome, Firefox, Safari, Edge)
2. **Automatic Loading** - All available songs are loaded
3. **Start Page** - You see an overview of recently added songs
4. **Choose Language** - ☐ **E** German or ☐ **B** English in header
5. **Navigation** - Switch between tabs:  Songbook,  Song List,  Statistics

### Understanding User Interface

- **Header** - Title, language selection and master version button
- **Tab Navigation** - Switch between different function areas
- **Main Area** - Shows content of selected tab
- **Song Cards** - Clear display of songs
- **Song Viewer** - Detail view with chords

## Main Features

### Available Functions in Student Version:

-  **View and read songs** - Complete display with chords
-  **Search and filter** - By title, artist, genre, key
-  **Export functions** - Export songs as ChordPro, text or formatted
-  **Chord display** - Above text, inline or hide
-  **Multilingual** - German and English
-  **Statistics** - Overview of song collection

### Unavailable Functions:

- **Add or edit songs** - Only in Master Version
- **Delete songs** - Only in Master Version
- **Import new songs** - Only in Master Version
- **Load/save songbook file** - Only in Master Version






## Operation

### The Songbook Tab

Main view for daily work

#### Search Area




-  **Search Field** - Enter song title or artist
-  **Search** - Button to start search (or press Enter)
-  **Clear** - Reset all filters

#### Filter Options

- **Genre Filter** - Dropdown list with all available genres
- **Key Filter** - Selection by keys (C, D, E, F, G, A, B)
- **Combinable** - Multiple filters simultaneously possible



#### Song Cards

Each song card shows:

- **Title** (large font)
- **Artist** (italic)
- **Tags** - Genre, key, tempo, difficulty
- **Action Buttons:**
  -  **View** - Open song in viewer
  -  **ChordPro** - Export as .pro file
  -  **Text** - Export as .txt file

#### Song Viewer

Display songs in detail:

1. Click  **View** on a song
2. The song viewer opens with complete text
3. **Choose chord display:**
  - **Above text** - Chords above text line
  - **In text** - Chords highlighted inline
  - **Hide** - Text only without chords
4.  **Close** - Close viewer again

 **Tip:** The viewer also shows metadata like key, tempo and genre.



## The Song List

Table view of all songs with export functions

### Table Navigation




- **Sortable** - Click on column headers
- **Clear** - All song information at a glance
- **Responsive** - Works on smaller screens too

### Multiple Selection

1. **Individual selection** - Click checkboxes for desired songs
2. ☒ **Select all** - Mark all songs at once
3. ☐ **Deselect all** - Remove all marks
4. **Master checkbox** - Checkbox in table header for quick selection




### Batch Export




After selecting multiple songs:

-  **Selected as ChordPro (.pro)** - Keep original format
-  **Selected as Text (.txt)** - Text only without chords
-  **Selected formatted (.txt)** - Text with chords above lines

### Individual Song Export

Each song can also be exported directly:

-  **Button** - ChordPro export
-  **Button** - Text export
-  **Button** - View song (switches to Songbook tab)

 **Tip:** Individual songs can be exported via the  (ChordPro) and  (Text) buttons in the action column.

## Statistics

### Overview of your song collection

The Statistics tab shows four main metrics:

- **Total Songs** - Number of all songs in collection
- **Genres** - Number of different music styles
- **Avg Tempo** - Average tempo of all songs with BPM indication
- **Most Common Key** - The most used key

 **Tip:** Statistics are automatically updated and help with overview of the collection.



## Export Functions

### Understanding File Formats

#### ChordPro Format (.pro)

- **Complete** - Keeps all chord information
- **Compatible** - Can be imported into other ChordPro programs
- **Metadata** - Contains key, tempo, genre etc.

#### Example content:

```
{title: Amazing Grace}
{artist: Traditional}
{key: G}
[G]Amazing [C]grace how [D]sweet the [G]sound
That [G]saved a [D]wretch like [G]me
```

#### Text Format (.txt)

- **Text only** - Without chords, only pure song lyrics
- **Print-friendly** - Ideal for printing lyrics
- **Compact** - Smallest file size

#### Example content:

```
Amazing Grace
by Traditional
=====
Amazing grace how sweet the sound
That saved a wretch like me
```

#### Formatted Text (.txt)

- **Readable** - Text with chords above lines
- **Musician-friendly** - Ideal for printing for instrumentalists
- **Clear** - Chords and text clearly separated

#### Example content:

```
Amazing Grace
by Traditional
=====
G          C      D          G
Amazing grace how sweet the sound
G          D          G
That saved a wretch like me
```



## Export Tips

1. **Individual songs** - Use buttons in song cards or table
2. **Multiple songs** - Select multiple songs in song list
3. **Separate files** - Each song is downloaded as its own file
4. **Download folder** - Files go to your browser's default download folder
5. **File names** - Automatically generated as "Title - Artist.extension"

**⚠ Important:** With multiple selection, downloads are started one after another (300ms delay between files).

## ? FAQ

### General Questions

**? Can I add my own songs?**

**⊘ No**, in the Student Version no songs can be added, edited or deleted. These functions are only available in the Master Version.

**? What is the Master Version button?**

The **🔒 Master Version** button in the header allows switching to the extended version with all functions. This requires a password that only teachers or administrators have.

**? Why do I only see 9 songs in the songbook?**

The Songbook tab only shows the 9 most recently used songs for better overview. All songs can be found in the **📄 Song List** tab.

**? Are my search filters saved?**

**⊘ No**, search terms and filters are reset when the page is reloaded.

### Technical Questions

**? Can I use songs offline?**

**✅ Yes**, once loaded songs work without internet connection, as long as you don't reload the page.

**? Which browsers are supported?**

The application works in all modern browsers:

- **Google Chrome** (recommended)
- **Mozilla Firefox**
- **Safari**
- **Microsoft Edge**



### ? Why aren't some songs found?

Check:

- **Spelling** in search field
- **Active filters** (genre, key)
- Click **✗ Clear** to reset all filters

### ? Does it work on smartphones?

✓ **Yes**, the application is responsive and works on desktop, tablet and smartphone.

## Export Problems

### ? Export doesn't work?

Check:

1. **Pop-up blocker** of browser deactivated
2. **Download permissions** checked
3. **Storage space** sufficient available
4. **Multiple downloads** - browser may only allow limited simultaneous downloads

### ? Where do I find the exported files?

The files are saved in your default download folder (usually "Downloads").



## Technical

## System Requirements

### Browser Requirements:

- **Modern web browser** (see FAQ list above)
- **JavaScript enabled** - Absolutely required
- **No installation** - Runs directly in browser
- **Platform independent** - Windows, Mac, Linux, iOS, Android

### Hardware Requirements:

- **Minimal RAM** - 512MB available
- **Internet connection** - Only required for first loading
- **Screen resolution** - At least 800x600 (recommended: 1024x768 or higher)



## Data Processing

### Privacy and Security:

- **Local processing** - All data is only processed in browser
- **No transmission** - Songs are not sent to external servers
- **Offline capable** - No internet connection needed after loading
- **No registration** - No user account required

### Files and Storage:

- **Automatic loading** - Songs are loaded from server at startup
- **Browser downloads** - Exported files in download folder
- **No auto-backup** - No automatic backup
- **Cache storage** - Browser stores data temporarily

## Troubleshooting

### Page doesn't load properly:

1. **Clear browser cache** - Press Ctrl+F5 (Windows) or Cmd+R (Mac)
2. **Check JavaScript** - Enable in browser settings
3. **Test different browser** - Use Chrome, Firefox, Safari or Edge
4. **Internet connection** - Required for first loading

### Songs not displayed:

1. **Songbook.json available** - File must be present on server
2. **Network problems** - Open browser developer tools (F12)
3. **Contact administrator** - For persistent problems

### Performance problems:

1. **Close browser tabs** - Fewer open tabs = more memory
2. **Clear cache** - Remove outdated data
3. **Restart browser** - Free up memory
4. **Restart computer** - For serious problems

## Browser Developer Tools

### For advanced users (press F12):

- **Console tab** - Show JavaScript errors
- **Network tab** - Check data transmission
- **Application tab** - View LocalStorage contents





## **Support and Contact**

For questions or problems, contact:

**Developer:** Detlev Alaze

**Website:** Musikbegleiter.de

**Year:** 2025

## **Additional Resources**

- **Chord Grips** - Detailed fingerings for all used chords
- **Songbook Integration** - Combinable with other music tools
- **Music Theory Basics** - More tutorials on harmony theory
- **Play-Along Songs** - Songs with learned progressions

## **Community and Feedback**

- **New Songs** - Suggestions for additional songs
- **Genre Extensions** - Ideas for new music styles
- **Feature Requests** - Ideas for new functions
- **Improvement Suggestions** - Feedback on user-friendliness

## **Learning Resources**

- **Video Tutorials** - Visual guides for using the organizer
- **Practice Schedules** - Structured practice plans
- **Song Recommendations** - Songs for each skill level
- **Theory Deep Dives** - Extended music theory explanations

 **Have fun with your digital songbook!** 

*This manual refers to the Student Version of the Songbook Organizer. All functions of the Master Version are documented in a separate manual.*